

1. GENERAL INFORMATION

- A. GOVERNING BUILDING CODE: 2015 INTERNATIONAL BUILDING CODE (IBC-2015).
- B. BUILDING RISK CATEGORY: THE BUILDING RISK CATEGORY ACCORDING TO IBC-2015 TABLE 1604.5 AND ASCE 7-10 TABLE 1.5-1 IS CATEGORY II.
- C. CONTRACT DOCUMENTS:
- 1) THE CONTRACT DOCUMENTS CONSIST OF THE AGREEMENT BETWEEN THE OWNER AND CONTRACTOR, CONDITIONS OF THE CONTRACT, DRAWINGS, SPECIFICATIONS, ADDENDA ISSUED PRIOR TO EXECUTION OF THE CONTRACT, OTHER DOCUMENTS LISTED IN THE AGREEMENT AND MODIFICATIONS ISSUED AFTER EXECUTION OF THE CONTRACT.
 - 2) THE GENERAL CONTRACTOR IS RESPONSIBLE FOR OBTAINING AND DISSEMINATING ALL CONTRACT DOCUMENTS AND LATEST ADDENDA TO ALL SUB-CONTRACTORS PRIOR TO DETAILING, FABRICATION OR INSTALLATION OF WORK.
 - 3) CORRELATION OF THE CONTRACT DOCUMENTS: THE CONTRACT DOCUMENTS ARE COMPLEMENTARY, AND WHAT IS REQUIRED BY ONE SHALL BE AS BINDING AS IF REQUIRED BY ALL. IF CONFLICTING REQUIREMENTS ARE FOUND BETWEEN THE DRAWINGS, SPECIFICATIONS AND/OR THESE GENERAL NOTES, THE MORE STRINGENT AND HIGHEST COST REQUIREMENT SHALL CONTROL UNLESS DIRECTED OTHERWISE IN WRITING BY THE OWNER'S REPRESENTATIVE.
 - 4) THE GENERAL CONTRACTOR SHALL COMPARE THE ARCHITECTURAL AND STRUCTURAL DRAWINGS FOR DISCREPANCIES BETWEEN EACH SET, AND WITHIN EACH SET OF DRAWINGS, AND REPORT DETAILS AND GENERAL NOTES APPLY TO THE ENTIRE PROJECT WHEREVER CONDITIONS SIMILAR TO THOSE DETAILED OR NOTED EXIST.
 - 5) THE USE OF ELECTRONIC FILES OR REPRODUCTION OF CONTRACT DOCUMENTS BY ANY TRADE OR MATERIAL SUPPLIER IN LIEU OF COMPLETELY INDEPENDENT PREPARATION OF SHOP DRAWINGS SIGNIFIES THE SUPPLIER'S CERTIFICATION THAT ALL INFORMATION SHOWN IN THE SHOP DRAWINGS IS CORRECT, AND ASSIGNS THEMSELVES TO RESPONSIBILITY FOR ANY JOB EXPENSE ARISING DUE TO ANY ERRORS OCCURRING THEREIN.
- D. FIELD MODIFICATIONS: CONTRACTOR OR SUBCONTRACTOR FIELD MODIFICATIONS TO THE STRUCTURE WITHOUT THE PRIOR WRITTEN CONSENT OF THE STRUCTURAL ENGINEER ARE EXPRESSLY PROHIBITED AND MAY REQUIRE SUBSEQUENT REMEDIATION DIRECTED BY THE STRUCTURAL ENGINEER AT CONTRACTOR'S EXPENSE.

2. DESIGN LOADS

- A. DEAD LOAD: SELF WEIGHT OF MATERIALS, UNLESS NOTED OTHERWISE
- B. UNIFORM LIVE LOADS:
- 1) ROOF LIVE LOAD (UNREDUCIBLE).....20 PSF
- C. WIND LOADS:
- 1) GOVERNING CODE:.....ASCE 7-10
 - 2) RISK CATEGORY:.....II
 - 3) EXPOSURE CATEGORY:.....C
 - 4) INTERNAL PRESSURE COEFFICIENT, G_{p1}+/- 0.18
 - 5) TOPOGRAPHIC FACTOR, K_{zt}1.0
 - 6) DIRECTIONALITY FACTOR, K_d0.85
 - 7) ULTIMATE DESIGN WIND SPEED, V_{ult}115 MPH
- D. SNOW LOADS:
- 1) GOVERNING CODE:.....ASCE 7-10
 - 2) SNOW IMPORTANCE FACTOR, I_s1.0
 - 3) GROUND SNOW LOAD, P_g10 PSF
 - 4) EXPOSURE OF ROOF:.....PARTIALLY EXPOSED
 - 5) EXPOSURE FACTOR, C_e1.0
 - 6) THERMAL FACTOR, C_t1.0
 - 7) ROOF SLOPE FACTOR, C_s1.0
 - 8) CALCULATED FLAT ROOF SNOW LOAD, P_f7.0 PSF
 - 9) MINIMUM FLAT ROOF SNOW LOAD, I^*P_g10 PSF
 - 10) RAIN ON SNOW SURCHARGE LOAD:.....5 PSF
- E. SEISMIC DESIGN CRITERIA:
- 1) GOVERNING CODE:.....ASCE 7-10
 - 2) RISK CATEGORY:.....II
 - 3) SEISMIC IMPORTANCE FACTOR, I_e1.00
 - 4) SOIL SITE CLASSIFICATION:.....C
 - 5) 0.2 SEC. MAPPED SPECTRAL ACCELERATION, S_s0.270
 - 6) 1.0 SEC. MAPPED SPECTRAL ACCELERATION, S_10.078
 - 7) SITE COEFFICIENT, 0.2 SEC. PERIOD, F_a1.20
 - 8) SITE COEFFICIENT, 1.0 SEC. PERIOD, F_v1.70
 - 9) 0.2 SEC. DESIGN SPECTRAL ACCELERATION, S_{ds}0.216
 - 10) 1.0 SEC. DESIGN SPECTRAL ACCELERATION, S_{d1}0.089
 - 11) SEISMIC DESIGN CATEGORY:.....B

3. MATERIAL DESIGN VALUES

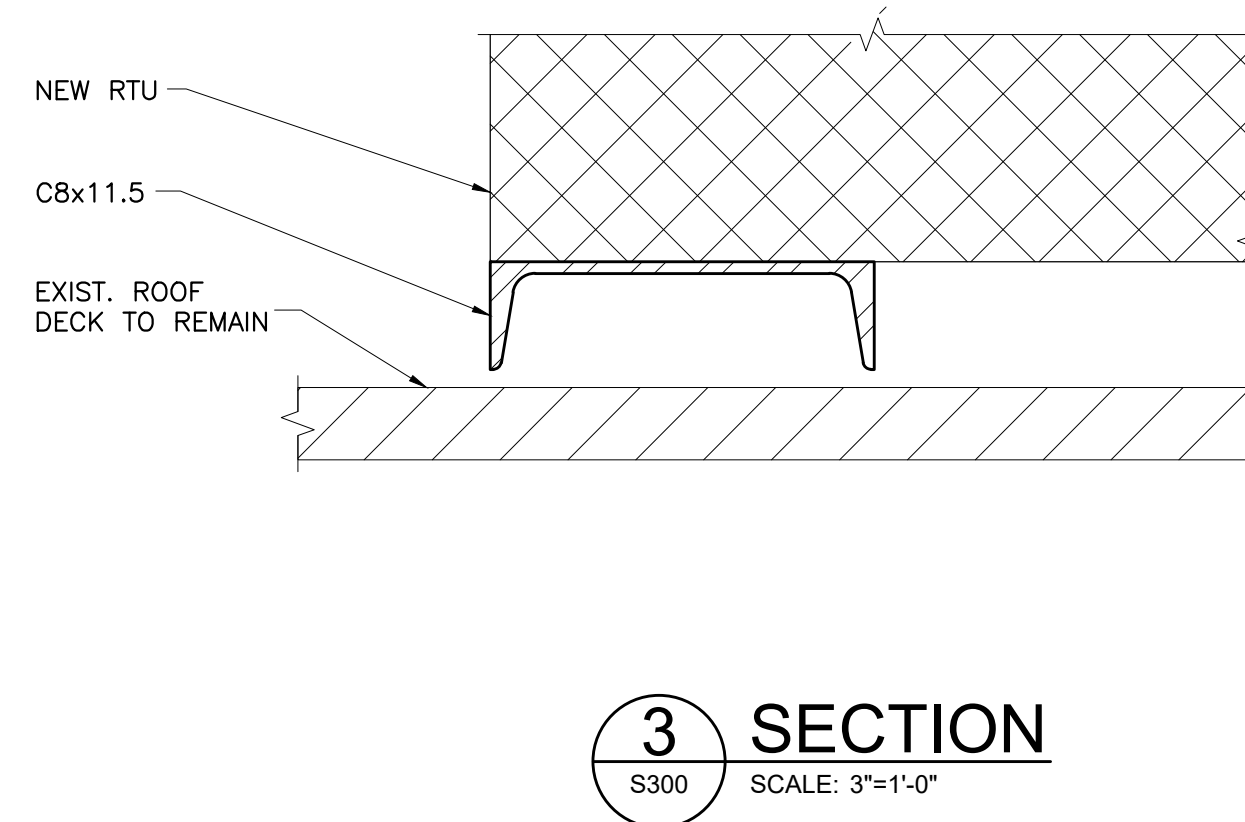
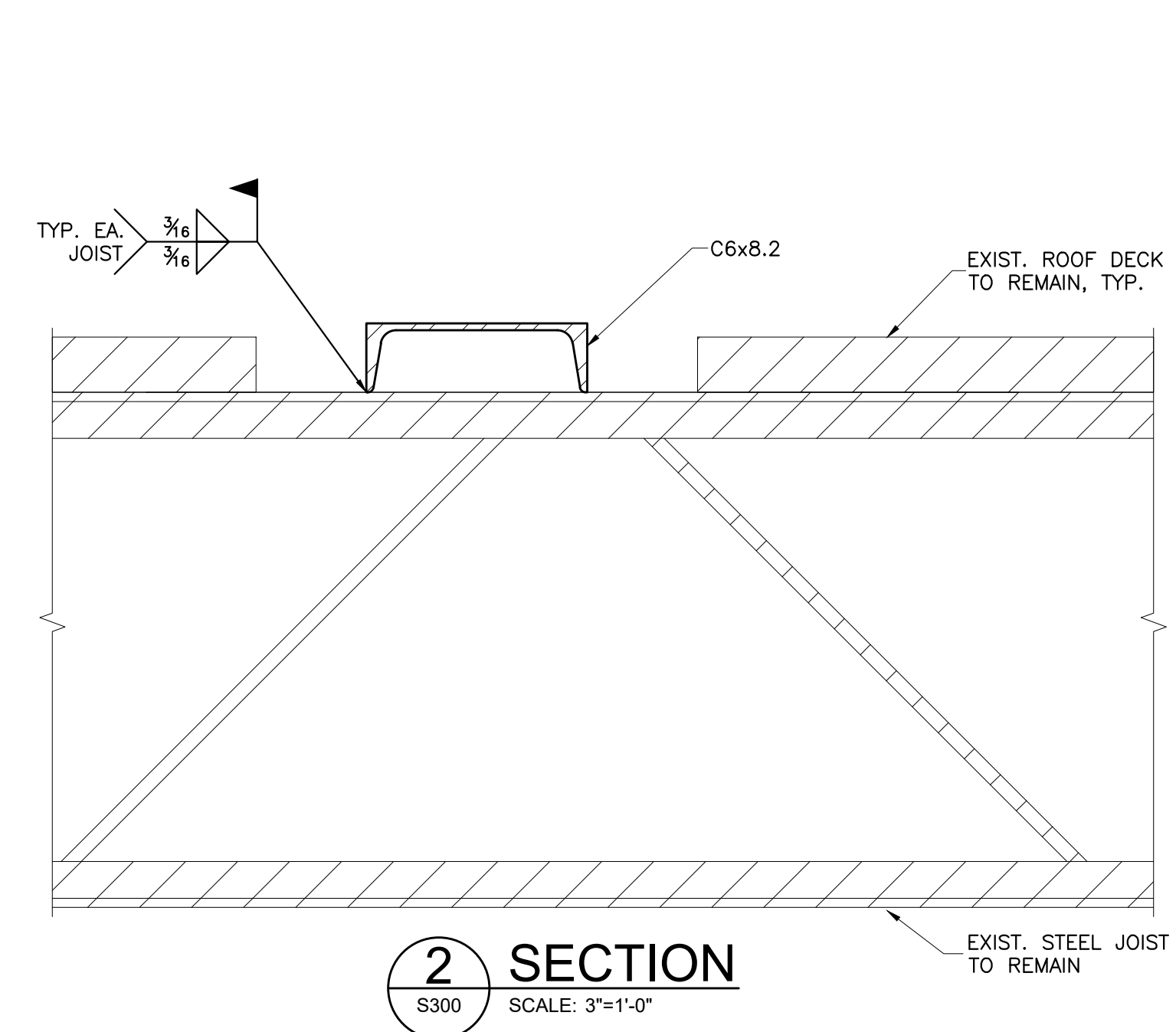
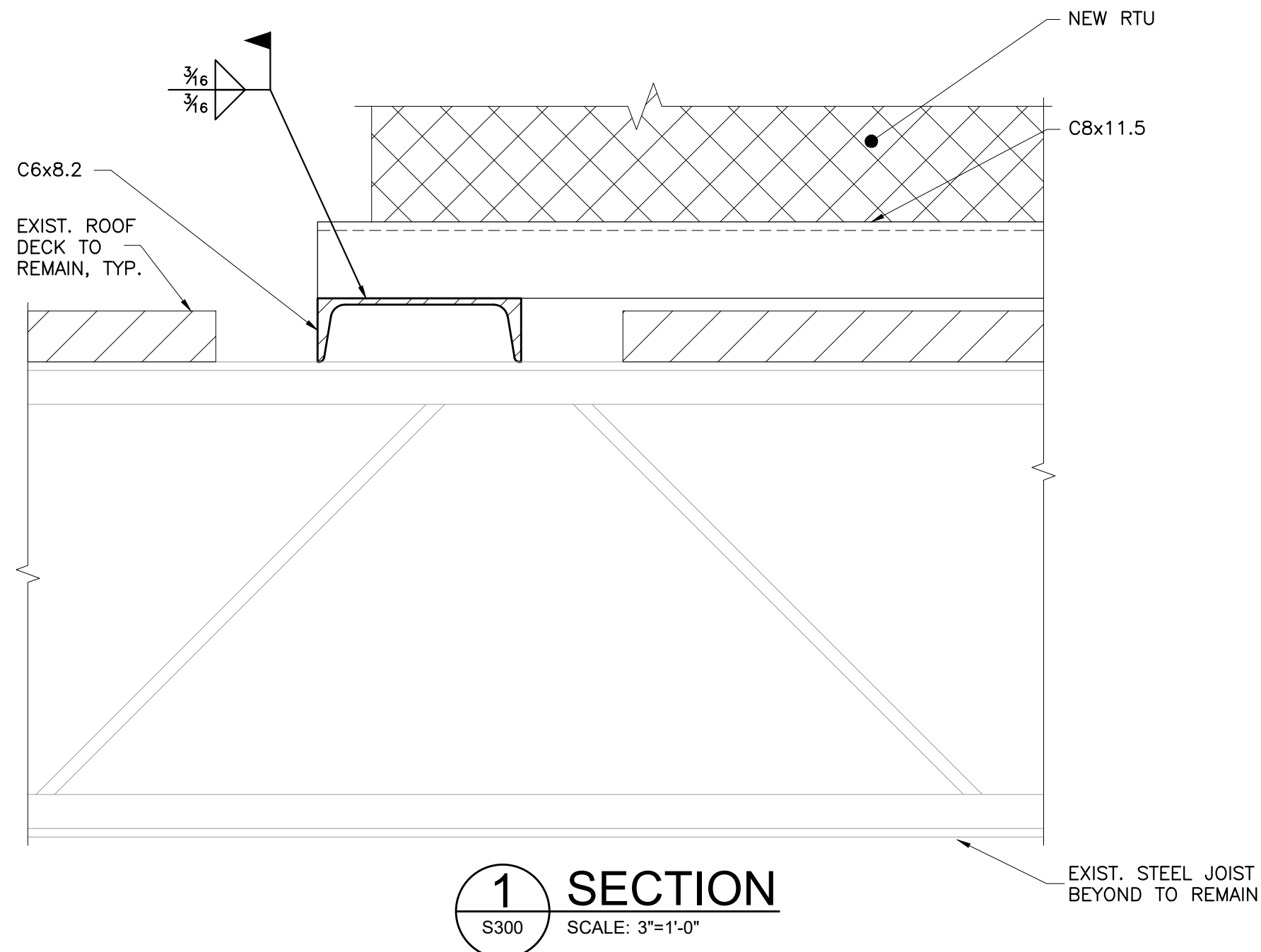
- A. STRUCTURAL STEEL (MINIMUM YIELD STRENGTH)
- 1) ALL OTHER SHAPES AND PLATES UNLESS NOTED (ASTM A36)....FY = 36 KSI
- B. COLD FORMED STEEL (MINIMUM YIELD STRENGTH)
- 1) ROOF DECK (ASTM A653, SS GRADE 33, G-60 GALVANIZED)....FY = 33 KSI

4. EXISTING CONSTRUCTION


- A. ALL DETAILS FOR THE EXISTING STRUCTURE SHALL BE VERIFIED IN THE FIELD PRIOR TO PROCEEDING WITH ANY DEMOLITION OR INSTALLATION OF NEW WORK.
- B. PRIOR TO DEMOLITION OR INSTALLATION OF NEW WORK, THE CONTRACTOR SHALL MAKE WRITTEN DOCUMENTATION IF UNFORESEEN CONDITIONS OCCUR IN THE EXISTING CONSTRUCTION. THESE UNFORESEEN CONDITIONS SHALL BE SUBMITTED TO THE OWNER'S REPRESENTATIVE FOR REVIEW AND A WRITTEN RESPONSE BEFORE PROCEEDING WITH THE WORK.
- C. CORING FOR PIPING OR CONDUIT THROUGH EXISTING STRUCTURAL MEMBERS IS NOT ALLOWED UNLESS SPECIFICALLY SHOWN IN THE CONTRACT DOCUMENTS OR SPECIFICALLY ALLOWED BY THE STRUCTURAL ENGINEER IN WRITING.
- D. DAMAGE TO PORTIONS OF THE EXISTING STRUCTURE OR OTHER EXISTING BUILDING COMPONENTS CAUSED BY DEMOLITION OPERATIONS SHALL BE REPAIRED BY THE CONTRACTOR AT THE CONTRACTOR'S EXPENSE AND TO A LEVEL ACCEPTABLE TO THE OWNER'S REPRESENTATIVE.

5. STEEL CONSTRUCTION NOTES

- A. GOVERNING STANDARDS: ALL STRUCTURAL STEEL SHALL BE DETAILED, FABRICATED, AND ERECTED IN ACCORDANCE WITH THE FOLLOWING STANDARDS AND AS SUPPLEMENTED BY THESE GENERAL NOTES AND THE PROJECT DRAWINGS AND SPECIFICATIONS.
- 1) ANSI/AISC 360-10 "SPECIFICATION FOR STRUCTURAL STEEL BUILDINGS" (JUNE 22, 2010)
 - 2) ANSI/AWS "D1.1-STRUCTURAL WELDING CODE - STEEL", 2011 EDITION.
- B. STEEL FABRICATION & FINISH:
- 1) ALL SHOP AND FIELD WELDS SHALL BE MADE IN ACCORDANCE WITH THE ANSI/AWS "D1.1-STRUCTURAL WELDING CODE - STEEL", 2011 EDITION. ALL WELDING SHALL USE LOW HYDROGEN PROCESSES.



NOTE:
IF EXIST. CONDITIONS DIFFER
FROM WHAT IS SHOWN CONTACT
ARCH./ENGR. FOR FURTHER
EVALUATION AND INSTRUCTION



CJC	drawn by
BWB	checked by
MARCH 2024	date
	revisions



sheet no:

S300

OWNERSHIP USE OF DOCUMENTS:
AGP EXPRESSLY RESERVES ITS
COPYRIGHT AND OTHER PROPERTY
RIGHTS OF ALL PLANS AND DRAWINGS
DESIGNED AND/OR PRODUCED. PLANS
AND DRAWINGS ARE NOT TO BE
REPRODUCED IN ANY FORM OR MANNER
WITHOUT THE EXPRESSED WRITTEN
CONSENT OF AGP.



CIVIL

KFC ENGINEERING

STRUCTURAL

SALAS O'BRIEN

MECHANICAL / ELECTRICAL



CJC

drawn by

BWB

checked by

MARCH 2024

date

revisions

MOORE PUBLIC SCHOOLS
BOARD OF EDUCATION
MOORE, OKLAHOMA



MOORE Public Schools
LEARNING FOR LIFE


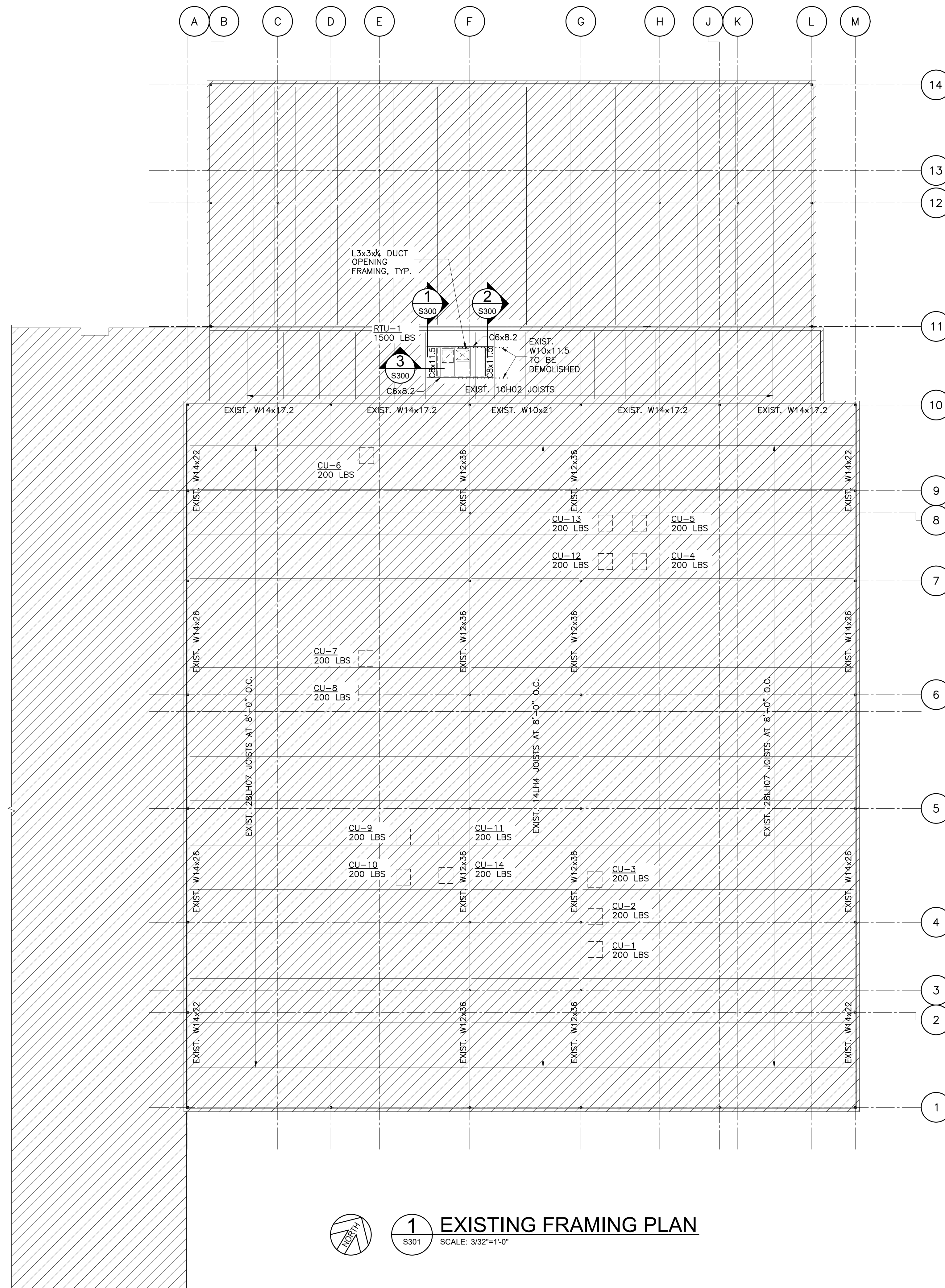
HVAC REPLACEMENT
KINGSGATE
ELEMENTARY SCHOOL

sheet no:

S301

OWNERSHIP USE OF DOCUMENTS:

AGP EXPRESSLY RESERVES ITS
COPYRIGHT AND OTHER PROPERTY
RIGHTS OF ALL PLANS AND DRAWINGS
DESIGNED AND/OR PRODUCED. PLANS
AND DRAWINGS ARE NOT TO BE
REPRODUCED IN ANY FORM OR MANNER
WITHOUT THE EXPRESSED WRITTEN
CONSENT OF AGP.



1 EXISTING FRAMING PLAN
S301 SCALE: 3/32"=1'-0"



Kirkpatrick Forest Curtis PC
Structural Engineering
OK CA # 3888, EXP. 06/30/25
525 Central Park Drive, Suite 202
Oklahoma City, OK 73105
405.528.4596 | kfcenr.com